


Std 4 Plate Quad ELLIPSE Tank Assembly

*13 Large Ellipse Plate A

*16 Small Ellipse Plate B

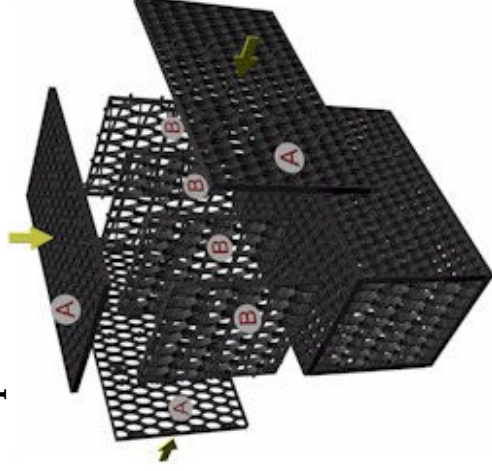
Step1:




Step 2:



Step 3:



Step4:



Step 1:

Lay a Large Ellipse Plate "A" on a flat surface and insert 4 Small Ellipse plates "B" in slot 1/3/5/7 such that they all are equidistant. Make sure all small plugs are on top. Align a Large Ellipse Plate "A" and lock it on top. Flip the Tank Module 90 degree on its side; make sure you see all Large Plugs aligned, then position the Large Ellipse Plate "A" and lock it in with a light rubber mullet. Repeat the same procedure for other side.

Step 2:

This gives a complete Single Module,

Step 3 & 4:

Repeat Step 1 to make the Second Module without using 1 Large Plate "A" for the Base and clip the Second Tank Module in position on top of the complete Single Module and lock it in with a light rubber mullet. This will give you a Double Module.

RainSmart Solutions Pty. Ltd.


34, Ashcott Street, Kings Langley, NSW - 2147, Australia

Phone : +61 2 9674 2276 Fax : +61 2 9674 2276

Web : www.rainsmartsolutions.com Email : info@rainsmartsolutions.com

ACN : 127 571 886 ABN : 66 127 571 886


Step5:



Step 6:



Step 7



Step 8



Step 5 & 6:

Repeat Step 1 to make the Third Module without using 1 Large Plate "A" for the Base and clip the Third Tank Module in position on top of the complete Double Module and lock it in with a light rubber mullet. This will give you a Complete Triple Module.

Step 6 & 7:

Repeat Step 1 to make the 4th Module without using 1 Large Plate "A" for the Base and clip the Third Tank Module in position on top of the complete Triple Module and lock it in with a light rubber mullet. This will give you a Complete Quad Module. (400mm x 715mm x 1700mm).

Important Note: Please note when assembled module are placed in the excavation, 715mm & 400mm can be the length or width, visa versa. 1700mm always has to be the height. This way you will always see a complete top ellipse LARGE plate, and no frames.

RainSmart Solutions Pty. Ltd.

34, Ashcott Street, Kings Langley, NSW - 2147, Australia

Phone : +61 2 9674 2276 Fax : +61 2 9674 2276

Web : www.rainsmartsolutions.com Email : info@rainsmartsolutions.com

ACN : 127 571 886 ABN : 66 127 571 886