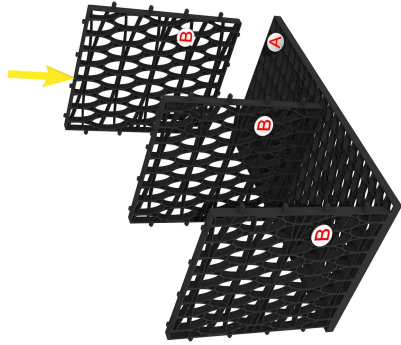


3 Plate SINGLE ELLIPSE Tank Assembly (With base)


*4 Large Ellipse Plate A

*3 Small Ellipse Plate B


Step1:





Step 2:



Step 3:



Step 4:



Step 1:

Lay a Large Ellipse Plate "A" on a flat surface and insert 3 Small Ellipse plates "B" in slot 1/4/7 such that they all are equidistant. Make sure all Small plugs are on top.

Step 2:

Align a Large Ellipse Plate "A" and lock it on top.

Step 3 & 4:

Flip the Tank Module 90 degree on its side; make sure you see all Large Plugs aligned, then position the Large Ellipse Plate "A" and lock it in with a light rubber mallet. Repeat the same procedure for other side.

Important Note: Please note when assembled module are placed in the excavation, 715mm & 400mm can be the length or width, visa versa. **440mm always has to be the height.** This way you will always see a complete top ellipse LARGE plate, and no frames.

RainSmart Solutions Pty. Ltd.

ACN : 127 571 886 ABN : 66 127 571 886

34, Ashcott Street, Kings Langley, NSW - 2147, Australia

Phone : +61 2 9674 2276 Fax : +61 2 9674 2276


Web : www.rainsmartsolutions.com Email : info@rainsmartsolutions.com

4 Plate SINGLE ELLIPSE Tank Assembly (With base)

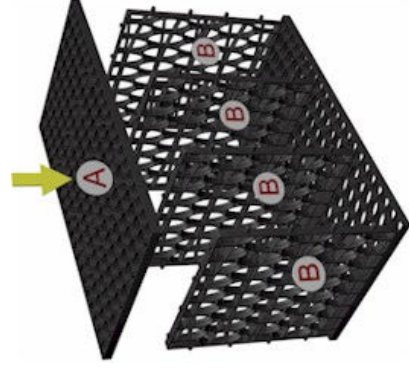
*4 Large Ellipse Plate A

*4 Small Ellipse Plate B


Step1:




Step 2:



Step 3:



Step4:



Step 1:

Lay a Large Ellipse Plate "A" on a flat surface and insert 4 Small Ellipse plates "B" in slot 1/3/5/7 such that they all are equidistant. Make sure all small plugs are on top.

Step 2:

Align a Large Ellipse Plate "A" and lock it on top.

Step 3 & 4:

Flip the Tank Module 90 degree on its side; make sure you see all Large Plugs aligned, then position the Large Ellipse Plate "A" and lock it in with a light rubber mallet. Repeat the same procedure for other side.

Important Note: Please note when assembled module are placed in the excavation, 715mm & 400mm can be the length or width, visa versa. **440mm always has to be the height.** This way you will always see a complete top ellipse LARGE plate, and no frames.

RainSmart Solutions Pty. Ltd.

34, Ashcott Street, Kings Langley, NSW - 2147, Australia

Phone : +61 2 9674 2276 Fax : +61 2 9674 2276

Web : www.rainsmartsolutions.com Email : info@rainsmartsolutions.com

ACN : 127 571 886 ABN : 66 127 571 886